

**X_YLM_TE_X for Typesetting Chemical Structural
Formulas. Size Reduction and Added Commands for
Version 3.00**

Shinsaku Fujita

Department of Chemistry and Materials Technology,
Kyoto Institute of Technology,
Matsugasaki, Sakyo, Kyoto, 606-8585 Japan

April 30, 2002 (For Version 3.00)

May 30, 2002 (Revised for Version 4.00)

December 20, 2004 (Typeset by PostScript Compatible Mode of Version 4.02)

Contents

1	Introduction	5
1.1	History	5
1.2	Package Files of X _Y MT _E X Version 3.00	6
2	Size Reduction	9
2.1	Basic Functions	9
2.1.1	Changing Unit Lengths	9
2.1.2	Size Reduction of Carbocycles	10
2.1.3	Size Reduction of Heterocycles	11
2.1.4	Nested Substitution	12

Chapter 1

Introduction

1.1 History

The previous versions of the $\hat{\text{X}}\text{M}\text{T}\text{E}\text{X}$ system are summarized in Table 1.1. A brief history has been described in the on-line manual attached to Version 2.00. The manual for Version 1.01 (attached to this distribution and published as a reference book [3]) and the manual for Version 2.00 (attached to this distribution) have described the specification and the usage of commands supported by the $\hat{\text{X}}\text{M}\text{T}\text{E}\text{X}$ system. They are still effective for Version 3.00.

Table 1.1: Versions of $\hat{\text{X}}\text{M}\text{T}\text{E}\text{X}$

version	package files and comments
1.00 (1993)	(for $\text{L}\text{A}\text{T}\text{E}\text{X}2.09$) See Ref. [1, 2]. aliphat.sty, carom.sty, low-cycle.sty, hetarom.sty, hetaromh.sty, hcycle.sty, chemstr.sty, locant.sty, xymtex.sty
1.01 (1996)	(for $\text{L}\text{A}\text{T}\text{E}\text{X}2_\epsilon$) See Ref. [3]. ccycle.sty, polymers.sty, chemist.sty
1.02 (1998)	(not released) Nested substitution by ‘yl’-function.
2.00 (1998)	Enhanced version based on the $\hat{\text{X}}\text{M}$ Notation. See Ref. [4]. fuser-ing.sty, methylen.sty
2.01 (2001)	(not released) Size reduction, sizedrc.sty (version 1.00)
3.00 (2002)	(this version) Size reduction (sizedrc.sty, version 1.01), and reconstruction of the command system

To be as portable as possible, the $\hat{\text{X}}\text{M}\text{T}\text{E}\text{X}$ system has been designed to depend on the $\text{L}\text{A}\text{T}\text{E}\text{X}$ picture environment and only one command of `epic.sty` (`\dottedline`), since the mechanism of `epic.sty` for obtaining the slope of a line sometimes provides an erroneous result so that it occasionally gives a split line. For example, the commands `\drawline(0,0)(171,103)` and `\drawline(0,0)(171,-103)` of `epic.sty` under `\unitlength=0.08pt` give the following split lines if we encounter the wrongest situation:



This is because we have adopted the `\dottedline` of `epic.sty` only in the $\hat{\text{X}}\text{M}\text{T}\text{E}\text{X}$ system. This means, however, that the previous versions of $\hat{\text{X}}\text{M}\text{T}\text{E}\text{X}$ have no methods of reducing the size of a formula into

less than `\unitlength=0.1pt`, since the original picture environment of $\text{\LaTeX}2_{\epsilon}$ cannot draw a short line.

The $\hat{\text{X}}\hat{\text{M}}\hat{\text{T}}\hat{\text{E}}\hat{\text{X}}$ version 2.00 permits us to a nested usage of commands, where many flags (`\@aclipttrue` etc.) have been declared for designating vertices to be clipped. It follows that these flags may interfere each other in a nested condition.

Accordingly, the purposes of the present version (3.00) are

1. to give functions for reducing sizes of structural formulas (`sizedc.sty`),
2. to give a more reliable mechanism for clipping (truncating) vertices, and
3. to add further commands for drawing cyclic sugars (`hcycle.sty`).

1.2 Package Files of $\hat{\text{X}}\hat{\text{M}}\hat{\text{T}}\hat{\text{E}}\hat{\text{X}}$ Version 3.00

The $\hat{\text{X}}\hat{\text{M}}\hat{\text{T}}\hat{\text{E}}\hat{\text{X}}$ system (version 3.00) consists of package files listed in Table 1.2.

Table 1.2: Package Files of $\hat{\text{X}}\hat{\text{M}}\hat{\text{T}}\hat{\text{E}}\hat{\text{X}}$

package name	included functions
<code>aliphat.sty</code>	macros for drawing aliphatic compounds
<code>carom.sty</code>	macros for drawing vertical and horizontal types of carbocyclic compounds
<code>lowcycle.sty</code>	macros for drawing five-or-less-membered carbocycles.
<code>ccycle.sty</code>	macros for drawing bicyclic compounds etc.
<code>hetarom.sty</code>	macros for drawing vertical types of heterocyclic compounds
<code>hetaromh.sty</code>	macros for drawing horizontal types of heterocyclic compounds
<code>hcycle.sty</code>	macros for drawing pyranose and furanose derivatives (added further commands for cyclic sugars in Version 3.00)
<code>chemstr.sty</code>	basic commands for atom- and bond-typesetting
<code>locant.sty</code>	commands for printing locant numbers
<code>polymers.sty</code>	commands for drawing polymers
<code>fusering.sty</code>	commands for drawing units for ring fusion
<code>methylen.sty</code>	commands for drawing zigzag polymethylene chains
<code>xymtex.sty</code>	a package for calling all package files
<code>chemist.sty</code>	commands for using ‘chem’ version and chemical environments
<code>sizedc.sty</code>	commands for size reduction (Version 1.01)

The use of `xymtex.sty` calling all package files may sometimes cause the “ \TeX capacity exceeded” error. In this case, you should call necessary packages distinctly by using the `\usepackage` command in the following way:

```
\documentclass{article}
%\usepackage{xymtex}% to use for large capacity of computer
\usepackage{carom}
\usepackage{hetaromh}
\usepackage{aliphat,hcycle}
\usepackage{fusering}
\usepackage{locant}
\usepackage{epic}
\usepackage{sizedc}
```

```
\usepackage{xymman}  
\begin{document}  
(texts and formulas)  
\end{document}
```


Chapter 2

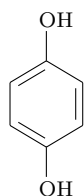
Size Reduction

2.1 Basic Functions

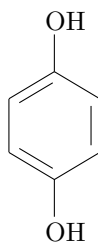
2.1.1 Changing Unit Lengths

The default unit length of the \LaTeX system is equal to 0.1pt. This setting can be changed by the command `\changeunitlength`, which is defined in the `sizedec.sty` package. As shown in the following code, the setting by `\changeunitlength` can be done in the preamble of a document if the value is used in the whole document.

```
\documentclass{article}
\usepackage{carom}
\usepackage{sizedec}
\changeunitlength{0.08pt}
\begin{document}
\bzdrv{1==OH;4==OH}
\end{document}
```



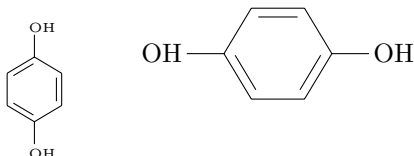
Compare this formula with the counterpart with the standard unit length (0.1pt).



The command `\changeunitlength` can be declared at any place of a document, where the setting of the command is effective after the declaration place until an alternative declaration is carried out afterward. The grouping technique can be used to limit the effect of the setting within a pair of braces. For example, the code represented by

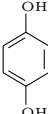
```
{%grouping by braces
\changeunitlength{0.06pt}
\bzdrv{1==OH;4==OH}
\qqad \bzdrh{1==OH;4==OH}
```

produces a size-reduced formula as follows:



In the PostScript compatible mode of $\hat{X}\hat{M}\hat{T}\hat{E}\hat{X}$ Version 4.02, the command `\setxymtxps[0.05pt]` can be also used in place of the command `\changeunitlength{0.05pt}`.

```
{%
\setxymtxps[0.05pt]
\bzdrv{1==OH;4==OH}
}
```









2.1.2 Size Reduction of Carbocycles

When the `\sizereductiontrue` is not declared (i.e. `\sizereductionfalse`), the original picture environment of $\text{\LaTeX} 2_{\epsilon}$ works. The following example shows the comparison between cases with and without the use of `sizedc.sty`. Note Version 4.00 requires the declaration of `\originalpicture`.

```
\begin{table}
\caption{With and Without \textsf{sizedc.sty}}
\label{tt:300c}
\begin{center}
\begin{tabular}{ll}
\hline
without \textsf{sizedc.sty} & with \textsf{sizedc.sty} \\
\hline
0.08pt & \\
{\originalpicture\unitlength=0.08pt \bzdrv{}} & & 
{\changeunitlength{0.08pt}\bzdrv{}} \\
0.07pt & \\
{\originalpicture\unitlength=0.07pt\bzdrv{}} & & 
{\changeunitlength{0.07pt}\bzdrv{}} \\
0.06pt & \\
{Version 4.00 \originalpicture\unitlength=0.06pt \bzdrv{}} & & 
{\changeunitlength{0.06pt}\bzdrv{}} \\
\hline
\end{tabular}
\end{center}
\end{table}
```

This code gives the results shown in Table 2.1. Without `sizedc.sty`, the resulting formulas (0.07pt and 0.06pt in the left column) have no slanting lines (inner double bonds) in agreement with the original

Table 2.1: With and Without sizedrc.sty

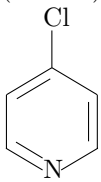
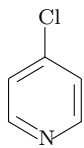
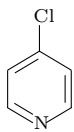
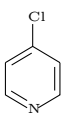


without sizedrc.sty	with sizedrc.sty
0.08pt	
	
0.07pt	
	
0.06pt	
	

specification of the $\text{\LaTeX} 2_{\epsilon}$ picture environment.¹ By using `sizedrc.sty`, the slanted lines are revived, as shown in the right column of Table 2.1.

2.1.3 Size Reduction of Heterocycles

Table 2.2 shows the effect of size reduction to the drawing of 4-chloropyridine, where `\unitlength` is changed from 0.1pt (default value) to 0.04pt by using `\changeunitlength`.

Table 2.2: Size Reduction of 4-Chloropyridine

0.1pt (default)	0.08pt	0.07pt	0.06pt	0.05pt	0.04pt
					

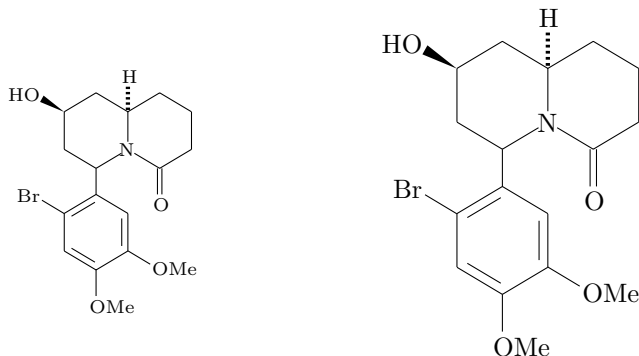
¹Note that $\text{\LaTeX} 2_{\epsilon}$ is based on the $\text{\LaTeX} 2_{\epsilon}$ picture environment without using `sizedrc.sty`. The slanted lines of the benzene ring are drawn by the `\line` command with slopes (5, 3) and (5, -3).

2.1.4 Nested Substitution

Formulas by nested substitution can be totally reduced in size by the following code:

```
\changeunitlength{0.07pt}
\scriptsize
\decaheterov [] {4a==N}{4D==O;7B==HO;{{10}A}==H;%
5==\bzdrv{3==OMe;4==OMe;6==Br;1==(y1)}}}
```

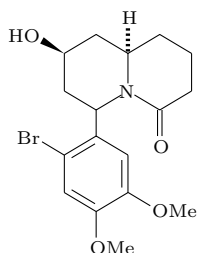
This code produces the left formula shown below:



The right formula is drawn by the same code with the standard unit length (0.1pt).

Spaces between dots in a dotted line can be changed by redefining the command `\dottedline` as follows.

```
\makeatletter
\let\olddottedline=\dottedline
\def\dottedline#1(#2,#3)(#4,#5){\ifsize reduction
\olddottedline{30} (#2,#3) (#4,#5)\else
\olddottedline{#1} (#2,#3) (#4,#5)\fi}
\makeatother
\changeunitlength{0.07pt}
\scriptsize
\decaheterov [] {4a==N}{4D==O;7B==HO;{{10}A}==H;%
5==\bzdrv{3==OMe;4==OMe;6==Br;1==(y1)}}}
```



A cyan dye releaser has been drawn by using two or more `\ry1` and `\ly1` commands, as shown in the on-line manual of $\hat{X}\hat{M}\hat{T}\hat{E}\hat{X}$ Version 2.00 and has also been depicted in different ways (see Chapters 14 and 15 of the $\hat{X}\hat{M}\hat{T}\hat{E}\hat{X}$ book [3]). The size of the formula can be reduced with a code represented by

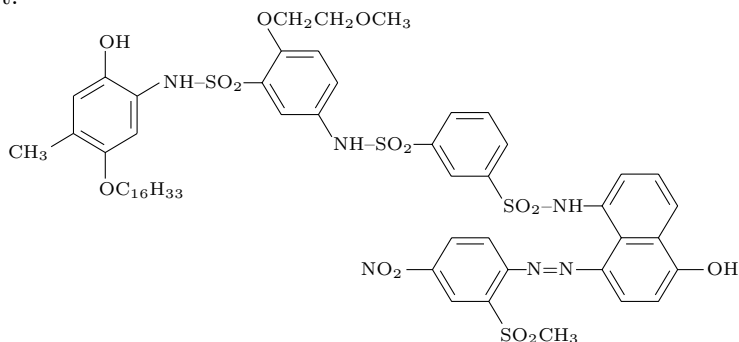
```

\changeunitlength{0.07pt}
%\changeunitlength{0.08pt}
\scriptsize
\bzdrv{1==OH;5==CH$_{3}$;4==OC$_{16}$H$_{33}$};%
2==\ryl(4==NH--SO$_{2}$){4==\bzdrh{1==(y1);2==OCH$_{2}$CH$_{2}$OCH$_{3}$};%
5==\ryl(2==NH--SO$_{2}$){4==\bzdrh{1==(y1);%
5==\ryl(2==SO$_{2}$)--NH){4==\naphdrh{1==(y1);5==OH};%
8==\lyl(4==N=N){4==\bzdrh{4==(y1);1==NO$_{2}$;5==SO$_{2}$CH$_{3}$}}}}}}}}

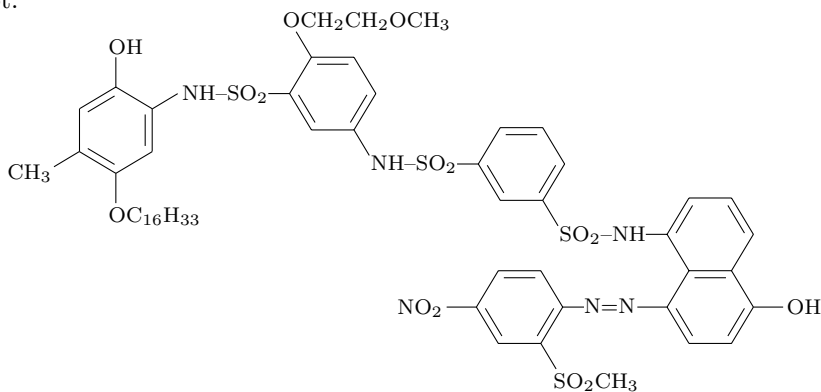
```

Thereby, we obtain a target formula:

—0.07pt:

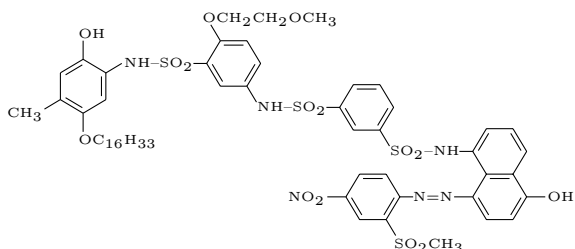


—0.08pt:



A further reduction is possible. The following example shows the case of `\unitlength=0.05pt` and font size of `\tiny`.

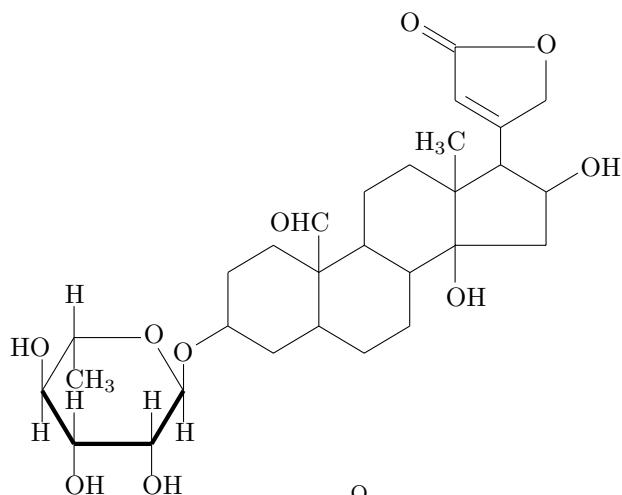
—0.05pt:



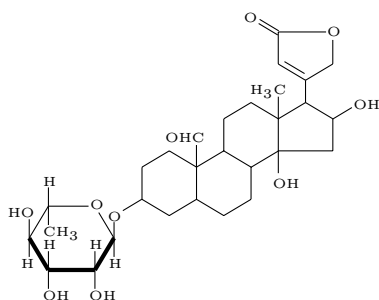
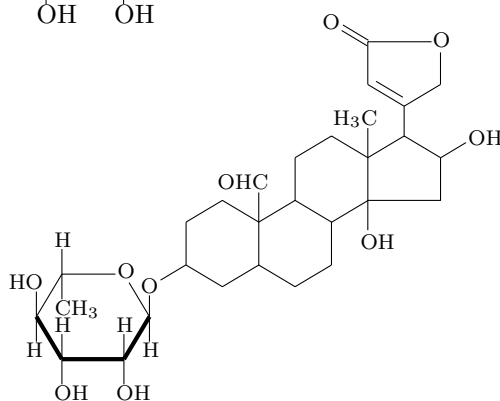
The structural formula of adonitoxin, which has once been depicted in a different way in Chapter 15 of the $\hat{X}\hat{M}\hat{T}\hat{E}\hat{X}$ book can be obtained by the code,

```
\steroid{{10}}==\lmoiety{OHC};{{14}}==OH;%
{{13}}==\lmoiety{H$_{3}$C};{{16}}==OH;%
{{17}}==\fiveheterov[e]{3==0}{4D==0;1==(y1)};%
3==\lyl(3==0){8==%
\pyranose{1Sb==(y1);1Sa==H;2Sb==H;2Sa==OH;3Sb==H;3Sa==OH;4Sb==HO;%
4Sa==H;5Sb==H;5Sa==CH$_{3}$}}
```

—0.1pt



—0.08pt



Bibliography

- [1] Fujita S., “Typesetting structural formulas with the text formatter $\text{T}_{\text{E}}\text{X}/\text{L}^{\text{A}}\text{T}_{\text{E}}\text{X}$ ”, *Comput. Chem.*, **18**, 109 (1994).
- [2] Fujita S., “ $\text{X}^{\text{M}}\text{T}_{\text{E}}\text{X}$ for Drawing Chemical Structural Formulas”, *TUGboat*, **16** (1), 80 (1995).
- [3] Fujita, S., *$\text{X}^{\text{M}}\text{T}_{\text{E}}\text{X}$ —Typesetting Chemical Structural Formulas*, Addison-Wesley, Tokyo (1997). The book title is abbreviated as “ $\text{X}^{\text{M}}\text{T}_{\text{E}}\text{X}$ book” in the present manual.
- [4] Fujita, S.; Tanaka, N. “XyM Notation for Electronic Communication of Organic Chemical Structures”, *J. Chem. Inf. Comput. Sci.*, **39**, 903 (1999).
- [5] NIFTY-Serve achieves, FPRINT library No. 7, Item Nos. 201, 202, 204.
- [6] CTAN, tex-archive/macros/latex209/contrib/xyntex/.
- [7] Lamport L., *L^AT_EX. A document Preparation System*, 2nd ed. for L^AT_EX 2_ε, Addison-Wesley, Reading (1994). See also Lamport L., *L^AT_EX. A document Preparation System*, Addison-Wesley, Reading (1986).
- [8] Goossens, M., Mittelbach, F., & Samarin, A., *The L^AT_EX Companion*, Addison-Wesley, Reading (1994).
- [9] NIFTY-Serve achieves, FPRINT library No. 7, Item Nos. 385, 386.
- [10] <http://imt.chem.kit.ac.jp/fujita/fujitas/fujita.html>
- [11] For the $\text{T}_{\text{E}}\text{X}$ system, see Knuth D. E., *The T_EXbook*, Addison-Wesley, Reading (1984).
- [12] For the Chem $\text{T}_{\text{E}}\text{X}$ macros, see Haas R. T. & O’Kane K. C., *Comput. Chem.*, **11**, 251 (1987).
- [13] For drawing chemical formulas by $\text{T}_{\text{E}}\text{X}$, see Ramek, M., in Clark, M. (ed), *T_EX: Applications, Uses, Methods*, Ellis Horwood, London (1990), p. 277.
- [14] For chemical application of the L^AT_EX system, see Fujita S., *Kagakusha-Seikagakusha no tame no L^AT_EX (L^AT_EX for Chemists and Biochemists)*, Tokyo Kagaku Dozin, Tokyo (1993).
- [15] For epic macros, see Podar S., “Enhancements to the picture environment of L^AT_EX”, Manual for Version 1.2 dated July 14, 1986.
- [16] For graphic applications of $\text{T}_{\text{E}}\text{X}$, L^AT_EX and relevant systems, see Goossens, M., Rahtz, S., & Mittelbach, F., *L^AT_EX Graphics Companion*, Addison Wesley Longman, Reading (1997).